

Resources

Types

Users may contribute many types or categories of resources. All HUBs come with a default set of types. They are:

- Animations
- Courses
- Downloads
- Learning Modules
- Notes
- Online Presentations
- Publications
- Series
- Teaching Materials
- Tools
- Workshops

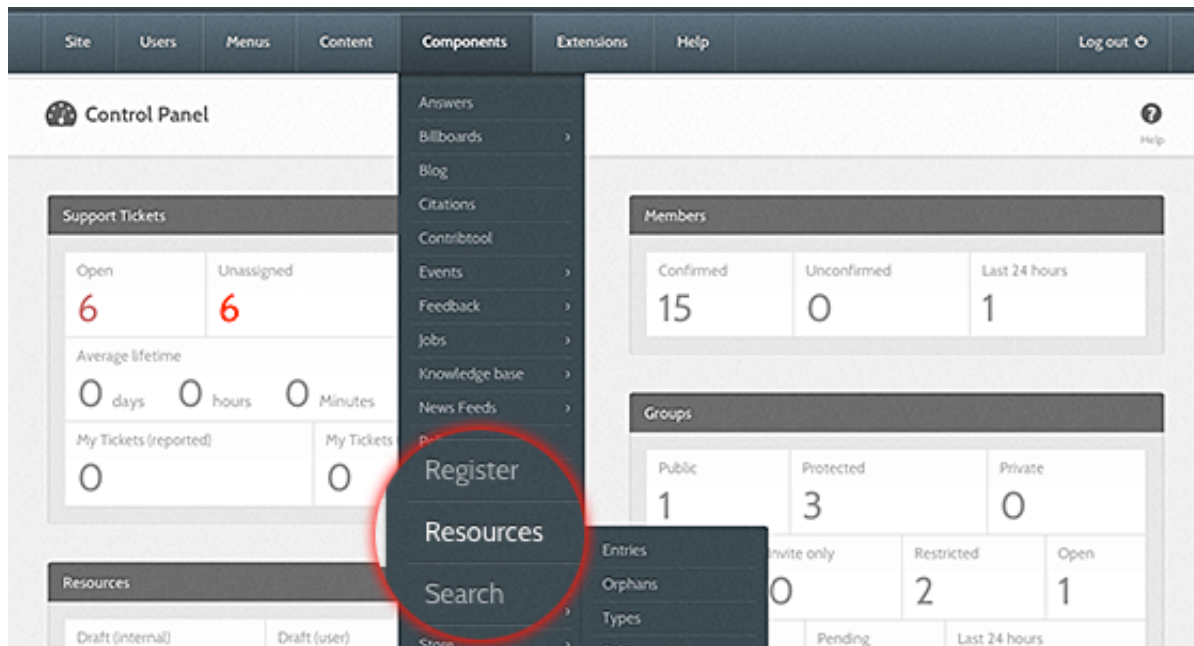
Some types can be contributed by any user via the front-end **“contribute”** component. Some types, such as Learning Modules or Series cannot presently be contributed via the front-end due to their complex nature (more on this below).

Creating New Types

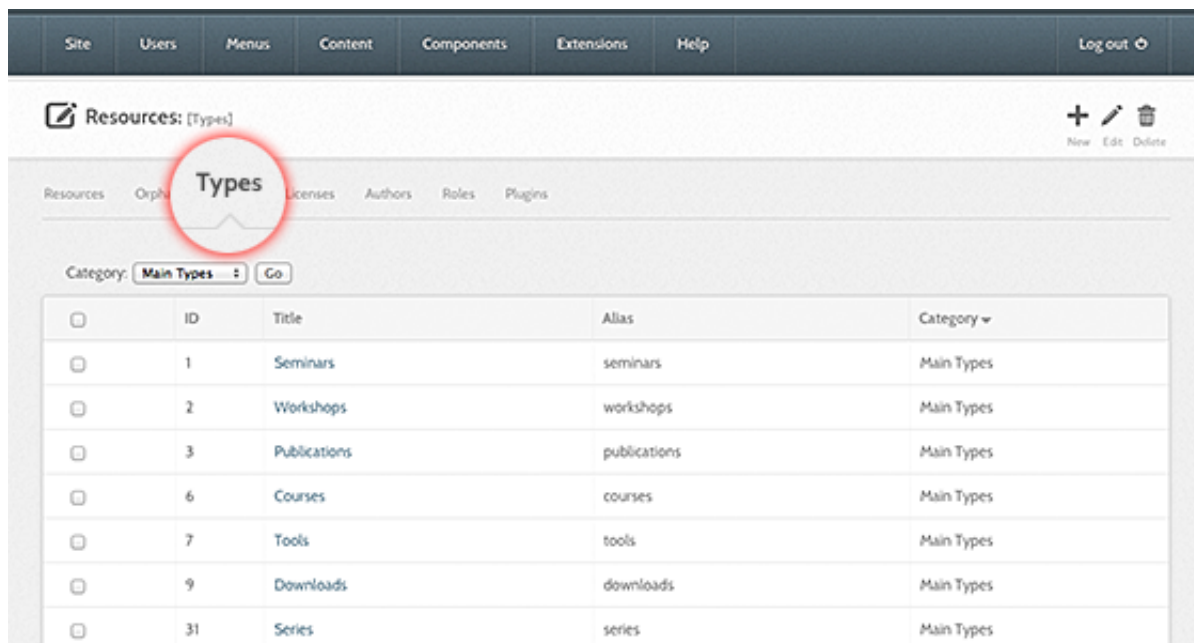
The default list of types may not completely suit your needs and you may wish to add your own, new types. This can be done from the administrative back-end of the site by following these steps:

1. Login to the administrative back-end.
2. Once logged in, find **“Components”** in the main menu bar located toward the top of the page. You should be presented with a drop-down menu containing a list of all the installed components on your HUB.
3. Select **“Resources”** from the list.

RESOURCES



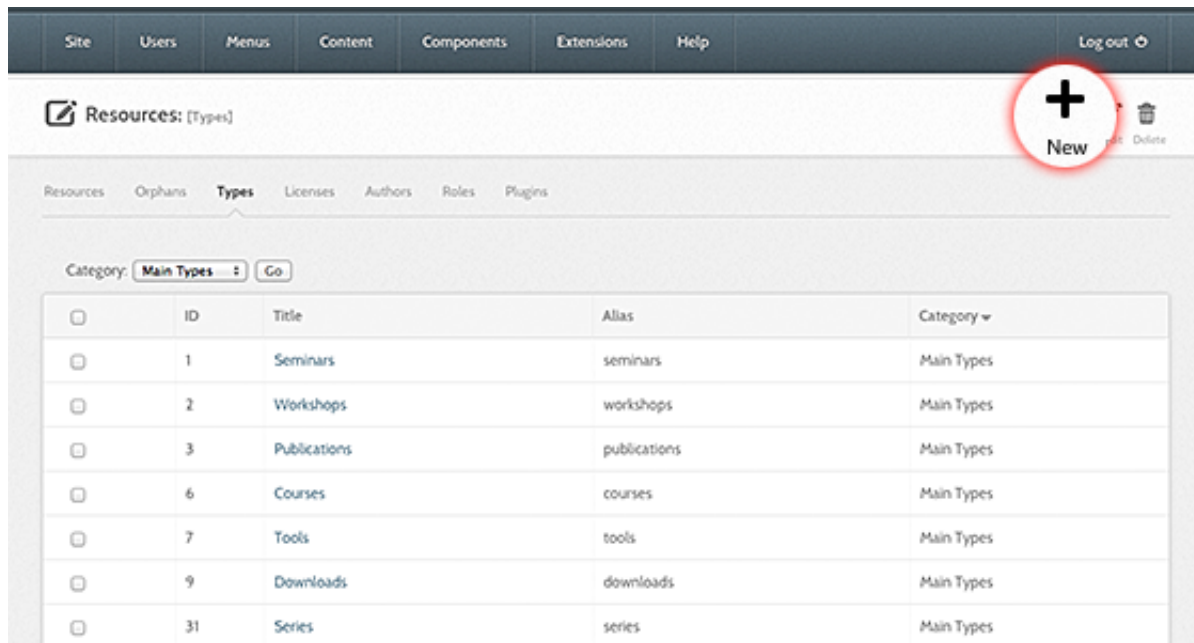
Once the “Resources Manager” page has loaded, select “Types” from the sub-menu found under the “Resources Manager” title.



You should now be presented with a list of all the “Main Types” (selected by default). There are multiple categories of types. If not already selected, select “Main Types” from the “categories” option found directly above the list or navigate the listing until you see those designated as “Main Types”. These are the primary types of resources users will be able to contribute, browse, etc.

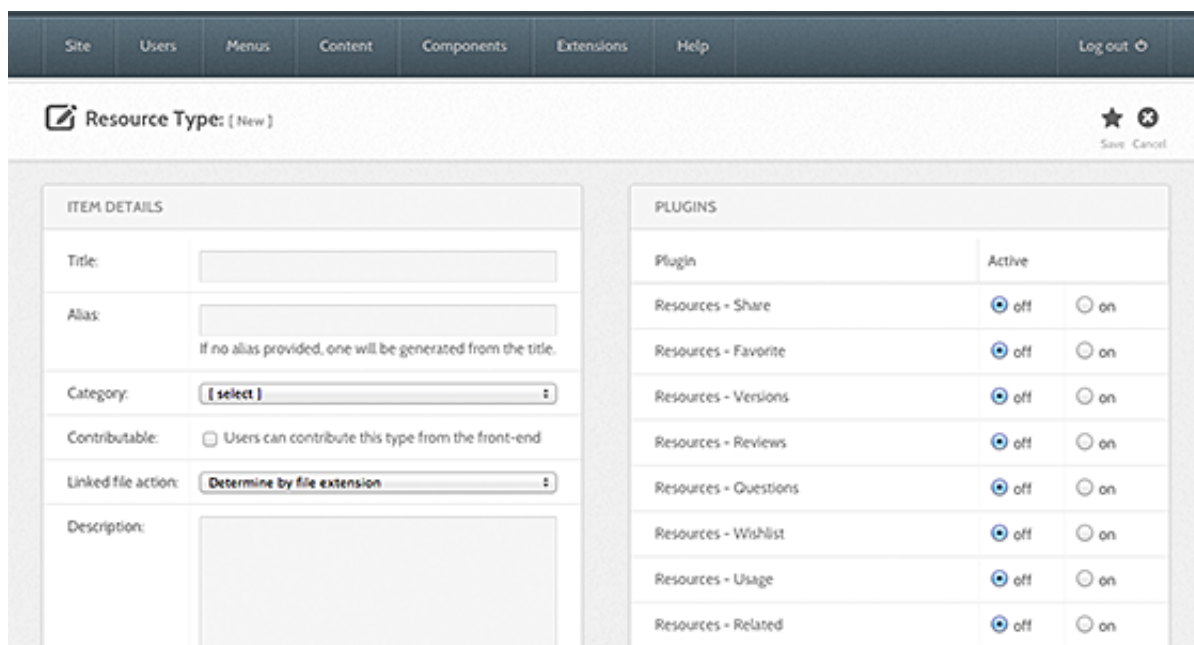
Click the title of a type to edit it or click “New Type” (green circle with a plus sign in the middle) from the toolbar on the top right of the page.

RESOURCES



| <input type="checkbox"/> | ID | Title | Alias | Category |
|--------------------------|----|--------------|--------------|------------|
| <input type="checkbox"/> | 1 | Seminars | seminars | Main Types |
| <input type="checkbox"/> | 2 | Workshops | workshops | Main Types |
| <input type="checkbox"/> | 3 | Publications | publications | Main Types |
| <input type="checkbox"/> | 6 | Courses | courses | Main Types |
| <input type="checkbox"/> | 7 | Tools | tools | Main Types |
| <input type="checkbox"/> | 9 | Downloads | downloads | Main Types |
| <input type="checkbox"/> | 31 | Series | series | Main Types |

Fill in the title field (what you want this type to be called) and select “Main Type” from the category list. You may then optionally fill in a description (longer explanation) of this type.



| Plugin | Active |
|-----------------------|---|
| Resources - Share | <input checked="" type="radio"/> off <input type="radio"/> on |
| Resources - Favorite | <input checked="" type="radio"/> off <input type="radio"/> on |
| Resources - Versions | <input checked="" type="radio"/> off <input type="radio"/> on |
| Resources - Reviews | <input checked="" type="radio"/> off <input type="radio"/> on |
| Resources - Questions | <input checked="" type="radio"/> off <input type="radio"/> on |
| Resources - Wishlist | <input checked="" type="radio"/> off <input type="radio"/> on |
| Resources - Usage | <input checked="" type="radio"/> off <input type="radio"/> on |
| Resources - Related | <input checked="" type="radio"/> off <input type="radio"/> on |

Decide if this resource type can be contributed from the front-end “contribute” component by checking/unchecking the “contributable” checkbox. Due to the complex structure of some resources, the front-end “contribute” component cannot handle the creation of some resource types. This checkbox ensures what such a resource type does not accidentally show up as a type the user can self contribute.

Next, you may decide what custom fields you wish to have filled in by the user for that resource type. Options are single-line text boxes, multi-line text areas, checkboxes, select list (pull down), radio options, pre-defined options (language list, etc.). A field may be required or not.

RESOURCES

The screenshot shows the 'CUSTOM FIELDS' configuration interface for 'Resources - Sponsors'. At the top right, there are 'off' and 'on' radio buttons. The main area contains a table with columns: Field name, Input type, Required, and Options.

| Field name | Input type | Required | Options |
|------------|----------------------|-------------------------------------|---|
| A field | Single-line text box | <input type="checkbox"/> | (none) |
| Language | Language List | <input type="checkbox"/> | (none) |
| Options | Select list | <input checked="" type="checkbox"/> | Lists include blank "Select..." option unless made a required field Option: one Option: two + Add new option |

At the bottom right, there is a [+ Add new row](#) button.

Click "Save" (icon looks like a floppy disk) in the toolbar on the top right of the page.

The screenshot shows the 'Resource Type' configuration page. The top navigation bar includes 'Site', 'Users', 'Menus', 'Content', 'Components', 'Extensions', 'Help', and 'Log out'. The page title is 'Resource Type: [New]'. A red circle highlights a 'Save' button with a star icon in the top right corner. The main content area is divided into two sections: 'ITEM DETAILS' and 'PLUGINS'.

ITEM DETAILS

- Title: White papers
- Alias: whitepapers (If no alias provided, one will be generated from the title.)
- Category: Main Types
- Contributable: Users can contribute this type from the front-end
- Linked file action: Determine by file extension
- Description: White papers and maybe even some manilla papers

PLUGINS

| Plugin | Active |
|-----------------------|---|
| Resources - Share | <input checked="" type="radio"/> off <input type="radio"/> on |
| Resources - Favorite | <input checked="" type="radio"/> off <input type="radio"/> on |
| Resources - Versions | <input checked="" type="radio"/> off <input type="radio"/> on |
| Resources - Reviews | <input checked="" type="radio"/> off <input type="radio"/> on |
| Resources - Questions | <input checked="" type="radio"/> off <input type="radio"/> on |
| Resources - Wishlist | <input checked="" type="radio"/> off <input type="radio"/> on |
| Resources - Usage | <input checked="" type="radio"/> off <input type="radio"/> on |
| Resources - Related | <input checked="" type="radio"/> off <input type="radio"/> on |

New resource types should now be available as a resource option and changes to types should take affect immediately.